

# Delcraft 200 & Prestige 1000/2000 Premium Heavy-Gauge Steel Garage Doors



Short panel stamp with optional Stockton design trim insert in True White.

Style and beauty that stand the test of time. Choose from traditional or carriage house designs to create the steel garage door you always wanted. The DELDEN® Prestige and Delcraft collection provides a low maintenance, 2" thick heavy-gauge steel door with a lifetime warranty. The Delden Prestige and Delcraft collections – great looks for years to come.

Bead Board  
Thames design trim inserts



Long Bead Board  
Stockton design trim inserts



Long Bead Board panel with optional Sunrise design trim inserts, in Dark Brown.

Recessed  
Arched Thames design trim inserts




Flush Panel  
Short Panel Obscure windows




## Panel Designs

### TRADITIONAL


S • Short Panel



L • Long Panel



F • Flush Panel




R • Ribbed Panel\*




\*Available in DC-200 only

### CARRIAGE HOUSE


SQ • Bead Board



LQ • Long Bead Board



RE • Recessed



"Experience the Quality"



## CONSTRUCTION

### PR-24 1000 Single-Layer: Steel



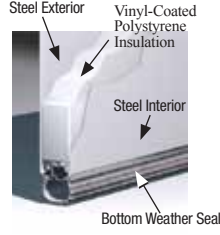
- Heavy-Duty Exterior Steel
- Durable, Reliable, Low Maintenance

### PR-24 2000 Double-Layer: Steel + Insulation



- Heavy-Duty Exterior Steel
- Durable, Reliable, Low Maintenance
- Environmentally Safe Polystyrene Thermal Insulation with Vinyl Backing
- Energy Efficient
- Quite Operation

### DC-200 Triple-Layer: Steel + Insulation + Steel



- Heavy-Duty Exterior & Interior Steel
- Durable, Reliable, Low Maintenance
- Environmentally Safe Polystyrene Thermal Insulation
- Superior Energy Efficiency
- Extra Quite Operation

## OPTIONS

	PR-24 1000	PR-24 2000	DC-200
<b>Panel Designs</b>			
Short (S)	✓	✓	✓
Long (L)	✓	✓	✓
Flush (F)	✓	✓	✓
Ribbed (R)			✓
Carriage House <sup>‡</sup>	3 Designs	3 Designs	3 Designs
Insulation <sup>1</sup>		Polystyrene	Polystyrene
R-Value <sup>2</sup>		6.84	9.05
Door Thickness	2"	2"	2"
Steel Thickness (actual)	24 ga	24 ga	24/27 ga
Insulated Glass Option			Clear, Frost, Dark Tint
Wind Load <sup>3</sup> Available	✓	✓	✓
Paint Finish Warranty <sup>4</sup>	Lifetime	Lifetime	Lifetime
Hardware Warranty <sup>4</sup>	3 years	4 years	5 years

<sup>1</sup> Insulation has passed self-ignition, flamespread and smoke developed index fire testing.

<sup>2</sup> It is your responsibility to make sure your garage door meets local building codes.

<sup>‡</sup> Price Upcharge Applies

<sup>3</sup> Calculated door section R-value is in accordance with DASMA TDS-163.

<sup>4</sup> For complete warranty details, visit [deldenmfg.com](http://deldenmfg.com) or contact your local Delden dealer.

## GLASS OPTIONS



## DELLEN DESIGN TRIM INSERTS

Available in Short Panel and Flush Panel only.

**SHORT PANEL**

CLEAR, CATHEDRAL, STOCKTON, STOCKFORD, SUNRISE, CASCADE, WATERTON, SHERWOOD, FIVE PIECE SUNRISE for 10' Door, FULL SUNRISE

**LONG PANEL**

CLEAR, CATHEDRAL, STOCKTON, STOCKFORD, ARCHED THAMES, CASCADE, THAMES, SUNRISE, MOONLITE, WATERTON, SHERWOOD, FULL SUNRISE

"Snap-in" design fastening system makes window cleaning and future design change easy to accomplish.

## CUSTOM WINDOW PLACEMENT



### Traditional designs only.

Add visual interest to your contemporary, mid-century modern or transitional home. With Custom Window Options you decide the number and location of windows to create the door design you want. Visit [deldenmfg.com](http://deldenmfg.com) for design inspirations.

## DECORATIVE HARDWARE

**ALUMINUM**

10½" HANDLES, 3½" RING HANDLES, 9" HANDLES, 11" L-HINGE WITH CLAVOS, 17" STRAP HINGES WITH CLAVOS, 18" STRAP HINGES WITH CLAVOS

**CANTERBURY**

**VERSAILLES**

**STAMPED STEEL**

11" HANDLES, **BLUE RIDGE**, 16" STRAP HINGES

**ALPINE**

11" HANDLES

**STEEL**

4" RING HANDLES

**DELLEN**

Delden reserves the right to change specifications and designs without notice and without incurring obligations. Some graphics and details provided courtesy of Amarr and used by permission.

Proudly Distributed By:



"Experience the Quality"  
[www.deldenmfg.com](http://www.deldenmfg.com)

©2023 Rev1/19



## COLORS

Delden doors are pre-painted; homeowners can use exterior latex paint for custom colors. Ask your Delden dealer for instructions on painting.

TRUE WHITE (TW), ALMOND (AL), SANDTONE (ST), DARK BROWN (DN), BLACK (BL)<sup>‡</sup>, WALNUT (NT)<sup>‡</sup>, MAHOGANY (MY)<sup>‡</sup>

Amarr Color Zone  
Over 600 approved SnapDry™ paint colors.

Actual paint colors may vary from samples shown.

<sup>‡</sup> A Black garage door is not recommended for houses facing southwest and subject to extreme sun/heat exposure.