

Vintage Plus Collection



Recessed Panel with optional Thames design trim inserts and Alpine handles, in Sandtone.

Vintage Plus Collection

Self-expression shouldn't cost a fortune. With Delden's Vintage Plus Collection, it won't. These durable steel doors offer an attractive carriage house look. Choose from a variety of door colors, decorative hardware, and window accents. Customize your home with Delden's most affordable carriage house door.

Recessed Panel with optional Thames design trim insert.



Raised Panel with optional Stockford design trim insert.



Bead Board Panel with optional Waterton design trim insert.



Long Panel Bead Board with optional Stockton design trim insert.



Recessed Panel with optional Arched Thames design trim insert.



Photos shown with optional decorative hardware.



Bead Board Panel with optional Mission estate glass windows and Blue Ridge handles & hinges, in Golden Oak.

PANEL DESIGNS


SQ • BEAD BOARD PANEL




LQ • LP BEAD BOARD PANEL



RE • RECESSED PANEL



RS • RAISED PANEL



"Experience the Quality"




Vintage Plus Collection

CONSTRUCTION




Delden's section interfaces are designed to reduce the risk of serious finger and hand injuries.



Series 1000

Single-Layer: Steel
Get value and durability with a Vintage Plus 1000 single-layer steel door. These heavy-duty steel doors are durable, reliable, and low maintenance.

- Heavy-Duty Exterior Steel
- Durable, Reliable, Low Maintenance



Series 2000

Double-Layer: Steel + Insulation
The Vintage Plus 2000 double-layer door provides durable, low maintenance features, plus a layer of vinyl-coated insulation for increased thermal properties and quieter operation.

- Heavy-Duty Exterior Steel
- Durable, Reliable, Low Maintenance
- Environmentally Safe Polystyrene Thermal Insulation with Vinyl Backing
- Energy Efficient
- Quiet Operation



Series 3000

Triple-Layer: Steel + Insulation + Steel
For the toughest, energy-efficient steel door, the Vintage Plus 3000 triple-layer door includes the ultimate in thermal properties, plus a layer of steel for a finished interior look and added durability.

- Heavy-Duty Exterior and Interior Steel
- Durable, Reliable, Low Maintenance
- Environmentally Safe Polystyrene Thermal Insulation
- Superior Energy Efficiency
- Extra Quiet Operation

DELLEN DESIGN TRIM INSERTS

CLEAR



STOCKTON



CATHEDRAL



THAMES



MOONLITE



SUNRISE



FULL SUNRISE



OBSCURE



STOCKFORD



CASCADE



ARCHED THAMES



WATERTON



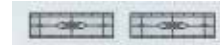
SHERWOOD



*Corner Feature

ESTATE GLASS™ Tempered obscure glass with baked-on ceramic designs.

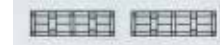
VICTORIAN



DIAMONDAIRE




HEARTLAND



PRAIRIE V-SHAPED BEVEL†



TRELLIS



TIFFANY*



AMERICANA



MISSION



JARDIN



* Clear glass with printed frosted pattern.

† Obscure glass with v-groove.

DECORATIVE HARDWARE

	Vintage Plus Series 1000	Vintage Plus Series 2000	Vintage Plus Series 3000
Panel Designs	4	4	4
Insulation ¹	N/A	Polystyrene	Polystyrene
Thermal Break & Wear Seal			✓
R-Value	N/A	6.84	6.48
Steel Thickness	25 ga	25 ga	27/27 ga
Door Thickness	2" (5.1cm)	2" (5.1cm)	1 3/8" (3.4cm)
Bottom Retainer			
Steel	✓	✓	
Extruded Aluminum			✓
Window Glass Options			
Single Strength	✓	✓	✓
Obscure	✓	✓	✓
Insulated			✓
Wind Load Available ²	✓	✓	✓
Exterior Color Options			
True White	✓	✓	✓
Almond	✓	✓	✓
Sandtone	✓	✓	✓
Wicker Tan	✓	✓	✓
Hunter Green			✓
Gray			✓
Dark Brown	✓	✓	✓
Terratone	✓	✓	✓
Woodgrain	Price upcharge applies.		
Golden Oak	✓	✓	✓
Walnut	✓	✓	✓
Mahogany	✓	✓	✓
Warranty⁴			
Paint Finish	15 Years	25 Years	Lifetime
Hardware	1 Year	2 Years	3 Years

ALUMINUM

10 1/2" HANDLES



17" STRAP HINGES WITH CLAVOS



3 1/2" RING HANDLES



CANTERBURY

ALUMINUM

9" HANDLES



18" STRAP HINGES WITH CLAVOS



11" L-HINGE WITH CLAVOS

VERSAILLES

STAMPED STEEL

11" HANDLES



16" STRAP HINGES



BLUE RIDGE

STAMPED STEEL

11" HANDLES



ALPINE

STEEL

4" RING HANDLES



DELLEN

¹ Insulation has passed self-ignition, flamespread and smoke developed index fire testing.

² Calculated door section R-value is in accordance with DASMA TDS-163.

³ It is your responsibility to make sure your garage door meets local building codes.

⁴ For complete warranty details, visit deldenmfg.com or contact your local Delden dealer.

Delden reserves the right to change specifications and designs without notice and without incurring obligations. Some graphics and details provided courtesy of Entrematic and used by permission.

COLORS Delden steel doors arrive pre-painted; for custom colors, exterior latex paint must be used. Ask your Delden dealer for instructions on painting.



*Only available in Vintage Plus 3000.



"Experience the Quality"
©2016 Rev11/16

Your Local Delden Dealer:



WIND LOAD APPROVED DOORS AVAILABLE



RECYCLED STEEL

KANSAS CITY, MO
www.DeldenMfg.com