



Short panel stamp with optional Stockton design trim insert in True White.

DELDEN'S PREMIUM

# DeLcraft *Plus*

- Tight-sealing “modified tongue-and-groove” section joints and U-shaped weatherstrip and aluminum bottom retainer helps keep the “weather” where it belongs – outside.
- Available in 1-3/8" and 2" profiles.
- Interior and exterior steel “sandwich” construction.



Flush panel with optional long panel Obscure windows in a vertical pattern.

- Thermally-broken to minimize temperature transfer.
- Limited Lifetime warranty against inherent defects.

Enhanced safety features create a safe, secure and beautiful complement to your home.



**GARAGE  
DOORS**



*"Experience the Quality"*



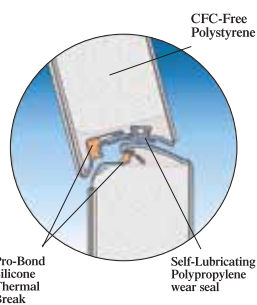
# Delcraft Plus



- Delden's section interfaces are designed to reduce the risk of serious finger and hand injuries.
- Thermally-broken to minimize temperature transfer.
- Self-lubricating polypropylene "wear seal" in section grooves to minimize air infiltration.
- Eleven ball nylon rollers for quiet operation.
- Environmentally Safe Polystyrene Insulation.

Delden's *Delcraft Plus* garage doors are constructed of hot-dip galvanized steel skins continuously adhered to an expanded polystyrene core with a specially-developed adhesive. All hardware locations are reinforced with heavy-gauge steel backup plates, enhancing the door sections' strength and reliability. Section surfaces are preformed with an attractive "wood grain" texture which simulates the beauty of real wood.

## GLASS OPTIONS



## Delcraft Plus


**Triple-Layer: Steel + Insulation + Steel**  
 For the toughest, energy-efficient steel door, the Delcraft Plus triple-layer door includes the ultimate in thermal properties, plus a layer of steel for a finished interior look and added durability.

- Heavy-Duty Exterior and Interior Steel
- Durable, Reliable, Low Maintenance
- Environmentally Safe Polystyrene
- Thermal Insulation
- Superior Energy Efficiency
- Extra Quiet Operation


	DC 138 Plus	DC 200 Plus
<b>Panel</b>		
Short	✓	✓
Long	✓	✓
Flush	✓	✓
Ribbed	✓	✓
<b>Insulation<sup>1</sup></b>	Polystyrene	Polystyrene
<b>R-Value<sup>2</sup></b>	6.48	9.05
<b>Door Thickness</b>	1 3/8"	2"
<b>Steel Thickness</b>	27/27 ga	24/27 ga
<b>End Stiles</b>		
Painted	✓	✓
<b>Window Glass Options</b>		
3/32" Single Strength	✓	✓
Insulated Glass	Clear Only	Clear Only
<b>Exterior Color Options</b>		
True White	✓	✓
Almond	✓	✓
Wicker Tan	✓	✓
Sandtone	✓	✓
Gray	✓	
Hunter Green	✓	
Terratone	✓	
Dark Brown	✓	✓
Black <sup>†5</sup>		✓
<b>Woodgrain</b>		
Golden Oak <sup>5</sup>	✓	✓
Walnut <sup>5</sup>	✓	✓
Mahogany <sup>5</sup>	✓	✓
<b>Wind Load<sup>3</sup> Available</b>	✓	✓
<b>Warranty<sup>4</sup></b>		
Paint Finish	Lifetime	Lifetime
Hardware	3 Years	5 Years

## DELDEN DESIGN TRIM INSERTS


### SHORT PANEL



### LONG PANEL



### CUSTOM WINDOW PLACEMENT



#### The Choice is yours.


Add visual interest to your contemporary, mid-century modern or transitional home. With Custom Window Options you decide the number and location of windows to create the door design you want. Visit [deldenmfg.com](http://deldenmfg.com) for design inspirations.

"Snap-in" design fastening system makes window cleaning and future design change easy to accomplish.


## ESTATE GLASS™

Tempered obscure glass with baked-on ceramic designs.

### SHORT PANEL



### LONG PANEL



\* Clear glass with printed frost pattern. † Obscure glass with v-groove.

## COLORS

Delden steel doors arrive pre-painted; for custom colors, exterior latex paint must be used. Ask your Delden dealer for instructions on painting.



Refer to Exterior Color Options Chart

<sup>1</sup> Insulation has passed self-ignition, flamespread and smoke developed index fire testing.  
<sup>2</sup> Calculated door section R-value is in accordance with DASMA TDS-163.  
<sup>3</sup> It is your responsibility to make sure your garage door meets local building codes.  
<sup>4</sup> For complete warranty details, visit [deldenmfg.com](http://deldenmfg.com) or contact your local Delden dealer.  
<sup>5</sup> Price Upcharge Applies.  
<sup>†</sup> A Black garage door is not recommended for houses facing southwest and subject to extreme sun/heat exposure.

\*Only available in DC 200 Plus.

Available Door Widths	Number of Panels Available for Window Installation	
	Short Panel Design	Long Panel Design
8', 9'	4	2
10'	5	2
12'	6	3
14'	6	3
15'	6	4
16', 18'	8	4
20'*	10	5

Delden reserves the right to change specifications and designs without notice and without incurring obligations. Some graphics and details provided courtesy of Entrematic and used by permission.

Proudly Distributed By:

KANSAS CITY, MISSOURI



"Experience the Quality"  
[www.deldenmfg.com](http://www.deldenmfg.com)

©2018 Rev6/18



WIND-LOAD APPROVED DOORS AVAILABLE

