



Bead Board stamp with optional Long Panel Stockton design trim inserts and Blue Ridge hinges and handles, in True White.

DTR-3500

Delden's premium energy efficient doors are insulated with environmentally-safe CFC free polyurethane insulation. With triple layer construction and superior insulation R-values, these durable, low-maintenance doors provide you the ultimate in energy efficiency.

Short Panel with optional Stockton design trim inserts.
*19.40 R-Value



Bead Board Panel with optional Sherwood design trim inserts.
*19.40 R-Value



Long Panel stamp with optional Waterton design trim inserts, in Almond.

DTR-3000

Long Panel with optional Prairie V-Shaped Bevel estate glass windows.



Raised Panel with optional Arched Thames design trim inserts.



Recessed Panel with optional Thames design trim inserts.



Long Panel Bead Board with optional Diamondaire estate glass windows.



*19.40 R-Value available in True White Short Panel and True White Bead Board only.

All decorative hardware shown in photos is optional.

Energy efficient doors with exceptional R-values

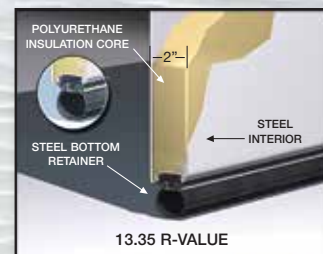


"Experience the Quality"



DTR-3000 and DTR-3500

- All quality Delden hardware is hot-dip galvanized, including adjustable track, hinges, top and bottom fixtures and preformed aircraft-quality cable. Torsion and extension spring wire is tempered for long cycle life.
- Door sections are furnished with a baked-on polyester top coat over hot-dip galvanized steel.
- "Ruf-TEX" woodgrain finish simulates the beauty of real wood.
- Low-maintenance "finish" paint coating, available in 8 colors.
- Keyed lock system optional.



*19.40 R-Value available in True White Short Panel and True White Bead Board only.

OPTIONS

COLORS

Delden steel doors arrive pre-painted; for custom colors, exterior latex paint must be used. Ask your Delden dealer for instructions on painting.



*Price up-charge applies.

	DTR-3000	DTR-3500
Panel		
Short Panel	✓	
Long Panel	✓	
Bead Board		✓
Long Panel Bead Board		✓
Recessed Panel		✓
Raised Panel		✓
Shadow Line 21" Sections	✓	✓
Door Thickness	2"	2"
Insulation	Polyurethane (R Value = 19.40*/13.35)	Polyurethane (R Value = 19.40*/13.35)
Steel Thickness (actual)	27/27 ga	27/27 ga
End Stiles	Painted	Painted
Exterior Color Options		
True White	✓	✓
Almond	✓	✓
Wicker Tan	✓	✓
Sandtone	✓	✓
Dark Brown	✓	✓
Black ⁽¹⁾	✓	✓
Walnut	✓	✓
Mahogany	✓	✓
Wind Load Available ⁽²⁾	✓	✓
Window Glass Options		
Single Strength	✓	✓
Insulated	Clear Only	Clear Only
Custom Window Placement	✓	
Bottom Weather Seal		
Extruded Vinyl	✓*	✓*
Steel Retainer	✓	✓
Warranty⁽³⁾		
Paint Finish	Lifetime	Lifetime
Hardware	5 Years	5 Years

* For True White Short Panel and True White Bead Board only.

(1) A Black garage door is not recommended for houses facing southwest and subject to extreme sun/heat exposure.

(2) It is your responsibility to make sure your garage door meets local building codes.

(3) For complete warranty details, visit deldenmfg.com or contact your local Delden dealer.

*Available Door Widths	Number of Panels Available for Window Installation	
	Short Panel Design	Long Panel Design
8', 9'	4	2
10'	5	2
12'	6	3
14'	7	4
15'	6	4
16', 18'	8	4
20'	10	5

*Custom widths available up to 20' in 2" increments.

- Contact your Delden representative for price and availability of non-stock window designs.
- Delden garage door exterior finish is easily painted if custom color matching is required. Consult factory for specific instructions.

KANSAS CITY, MISSOURI



"Experience the Quality"

www.deldenmfg.com

©2018 Rev8/18



RECYCLED STEEL

WIND LOAD APPROVED DOORS AVAILABLE




DELDEN DESIGN TRIM INSERTS

SHORT PANEL

Available in Short Panel stamp only.



LONG PANEL



"Snap-in" design fastening system makes window cleaning and future design change easy to accomplish.

GLASS OPTIONS



CUSTOM WINDOW PLACEMENT



The Choice is yours.


Add visual interest to your contemporary, mid-century modern or transitional home. With Custom Window Options you decide the number and location of windows to create the door design you want. Visit deldenmfg.com for design inspirations.

ESTATE GLASS™


Tempered obscure glass with baked-on ceramic designs.

SHORT PANEL

Available in Short Panel stamp only.



LONG PANEL



* Clear glass with printed frost pattern. † Obscure glass with v-groove.

Delden reserves the right to change specifications and designs without notice and without incurring obligations. Some graphics and details provided courtesy of Entrematic and used by permission.

Proudly Distributed By: